



SOFA SOUNDS

SOFA
SOUTHERN OHIO FORGE & ANVIL

FEBRUARY/MARCH 1989

Artist-Blacksmiths Association of North America

BOARD OF DIRECTORS:

Emmert Studebaker (Director Emeratus)
Dick Franklin
Hans Peot
Ron Thompson
Ron Van Vickie
Larry Wood

OFFICERS:

Hans Peot (President)*
Ham Hammond (Vice President)*
Ken Scharabok (Secretary/Treasurer)

NEWSLETTER EDITOR:

Ken Scharabok (513-429-3967)

* ABANA Board Member

MARK YOU CALENDARS: Unless otherwise noted, all meetings will be held at the Studebaker Frontier Homestead on Rt. 202 about 4 miles north of I-70 near Tipp City. Please don't park on the grass or block access to the production buildings. Donations of items for the newsletter support raffle are always welcome. Please bring your work or tooling to display. The public and guest are welcome. Finger food and cold drinks to be provided on a break-even donation plate basis.

February 4th, 1 PM

BUSINESS MEETING followed by a workshop to make one or more elements for the new entry gate to the National Ornamental Metal Museum in Memphis, TN.

March 4th, 1 PM

BUSINESS MEETING followed by a demonstration by Hans Peot on making a campfire cook stand.

April 1st, 1 PM

BUSINESS MEETING followed by tentative demonstrator Dick Franklin

May 13th, 1 PM

BUSINESS MEETING. Demonstrator needed. Contact the Editor.

June 3rd, 1 PM

BUSINESS MEETING followed by annual workshop to help members make hardy tools for their anvils.

September 23rd & 24th

1989 Quad-State Blacksmithing Round-Up.

MEETING NOTES:

At the December 3, 1988 business meeting:

- Hans Peot highlighted the results of the mid-November ABANA Board of Directors meeting at the Studebaker Frontier Homestead: The budget has been balanced and ABANA is in significantly better financial shape than the last couple of years. It appears the 1990 ABANA International Conference will be in the Rochester, NY area. Robert Owings has indicated he will resign as "The Anvil's Ring" editor in 1989.

Chapter of ABANA

- Bob Zeller related how he gave a souvenir horseshoe to Vice President 1 when he was in Xenia and received a personal thank you note in return. In the relating Bob recited his tribute to the impact of blacksmiths on the development on this country. Space permitting (I'm running over budget), I will rerun his tribute. It originally appeared in the Jun/Jul 85 issue.

The newsletter support raffle brought in an additional \$73.00. It contained probably more items than any past raffle. Richard Zellers won a dandy knife handmade by Hans Peot; John Baker won some 1075 steel donated by Dave Clouse and a steel coil donated by Bud Rupe; John Jacobs won a cut-off hardy donated by Bud Rolston; Don Witzler, Bud Rolston and Dick Franklin won lengths of 440 stainless steel donated by James Leistner; Ralph Van Buskirk won a bundle of steel rods donated by Dave Clouse; Cary Alexander won a horseshop/ring puzzle donated by Roy Kouts; Tom Hall won a jackhammer bit donated by Richard Zellers; Joe Abele won an iron puzzle donated by Larry Wood; Ed Rhoades won a flatter head donated by Emmert Studebaker; James Leistner won a dandy, personalized railroad spike coat hanger made and donated by Ed Rhoades; Ken Scharabok and Ron Van Vickie won cow bells also made (?) and donated by Ed Rhoades; Larry Gindlesperger won a hammer donated by Brian Thompson; Art Holz won a horseshoe rasp donated by Bill Fleckenstein; Ham Hammond won a small bench grinder donated by Larry Wood and a tablesaw mechanism donated by Ray Armstrong; Cary Alexander won a bundle of welding rods donated by Bob Wilson; Bud Rolston won a small electric blower donated by Scott Murray; Scott Murray won several files donated by John Baker; Bud Rupe won several smaller files, Bud Rupe won several smaller files, and Dave Clouse won several 1/4" rods donated by Bill Fleckenstein; Dennis Hoffer won a roll of duct tape and Gary Ameling won a box of screws donated by John Baker; Al Lorenze won two plant holders donated by Cary Alexander; Scott Murray and Ed Rhoades won steel coils donated by Bud Rupe; Roy Kouts won a large leaf spring donated by Ralph Van Buskirk and Don Henman won a drill donated by Joe Abele. Thanks goes to all who donated items and bought chances.

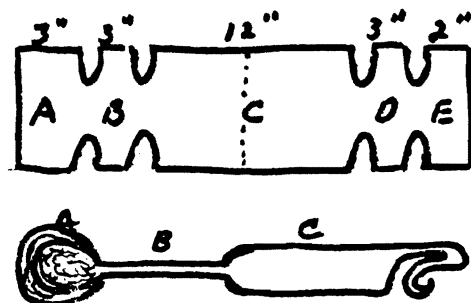
Following the business meeting Duane Wegley made a buckskinning-type fireplace stand and a small tomahawk out of a railroad spike. For the fireplace stand he used 2 - 32" lengths of 3/8" square stock center punched in 8" increments. At the center mark he forged about a 2" section down to about 1/2 the thickness on both pieces and punched through for a rivet on both pieces. These were then laid on top of each other such that they created only one thickness and riveted loosely for a scissors-effect. Duane noted that the center forged area should be long enough so the two ends almost meet for storage purposes. Following riveting he bent both pieces together at the 8" from the end marks to form legs. Oops - forgot to mention his first step was to put a point on each end of the two pieces. To use, the stand is opened into an "X" shape over the campfire and the legs driven into the ground to anchor the stand. By varying the size of the opening, different size pots, pans or kettles could be put over the fire.

For the small railroad spike tomahawk, see the Tips and Techniques section.

* * * * *

At the Board of Directors meeting prior to the January 7th meeting, the dates for Quad-State '89 were set for September 23 & 24. Potential demonstrators have been identified and invitations sent out. Schedule will be announced as it firms up.

For the demonstration, Ham Hammond went through the steps to make a spoon and fork set out of a length of 1/4" x 1" x 24". The length was center punched with "A" being the area to become the fork tines, "B" the neck between the tines and handle, "C" area for two handles, "D" area for neck between handle and spoon bowl and "E" area for spoon bowl. Knowing he wanted the neck to be 3/8" x 7" he found the cubic inches it contained ($\frac{1}{2} \times .375^2 \times 7$ or .7728). Knowing his stock



was 1/4" x 1" he used the formula $1/4" \times 1" \times X = .7728$ giving 3.09 (or .7728 divided by .25). Thus, the area for "B" was marked for 3". The area for the bowl can also be figured in such an manner, however a "blacksmith's eye" would seem more appropriate.

To make the spoon, Ham first necked down area "B" to the 3/8" x 7" diameter desired, used the crosspeen to form the bowl (after first knocking down the corners), cupped the bowl in a spoon form and put the tail on the handle by holding about 1" of the handle area over the edge of the anvil and hitting straight down on it to form a tail at one side to be tapered and curled. The fork would have been made similarly, with the meat area "A" slit, separated and formed into tines.

The newsletter support raffle brought in an additional \$60.00. Larry Gindlesperger, Jim Leistner, Ham Hammond, Bob Cruikshank and Charles Staley won a box of electrical connections, wooden level, box of electrical connections, plane and wrench, respectively, donated by Owen Vance. Ben Wunder won a horseshoe puzzle donated by Roy Kouts. Tom Zeigler won the RR spike tomahawk made by Duane Wegley at the last meeting and a hardy donated by Emmert Studebaker. Bud Rolston and Dick Zellers won lengths of 440 stainless steel donated by Jim Leistner. Ralph Van Buskirk won about a dozen 1010 cold rolled rods donated by Dave Clouse. Gail Freistsler and Denny Bishoff won bags of RR spikes donated by Ralph Van Buskirk. Emmert Studebaker won a soapstone and pocket holder donated by Dick Zellers. Dave Clouse won a baseball hat and aftershave bottle donated by Ham Hammond. Owen Vance won bookends donated by Carey Alexander. Ray Armstrong, Doug Fink and Eldon McGowan won paper or steel drums donated by Bud Rupe. Ed Nickell won a bearing driver donated by John Baker. Bud Rupe won a chair donated by Emmert Studebaker and John Baker won a length of thick spring steel donated also by Emmert. Thanks goes to all who donated items or purchased chances for the raffle.

I APPRECIATE S.O.F.A. (By Emmert Studebaker)

Southern Ohio Forge and Anvil did not just happen. It became an ABANA Chapter because a few eager, and enthusiastic, men followed a romantic dream. They were sparked by books they had read and stories handed down by others, recalling the days where every village had several blacksmith shops.

S.O.F.A. became an official chapter after ABANA (Artist Blacksmiths Association of North America) organized as a national association founded by Alex Bealer of Atlanta, GA. He called a meeting of all interested blacksmiths at Lumpkin, GA where the organization was formed in 1972. A year later a larger group met at the same place for an even bigger and better demonstration. At that meeting, I was asked to be a Director of ABANA and I served in that capacity for 10 years.

Inspired by the romance of the forge, excited by the first meeting of the blacksmiths at the Lumpkin, GA Conference in 1972, I searched for more information. I read books, asked questions, and then built a blacksmith shop of logs. After reading more books and asking more questions we piled up some bricks, mortared in a tuyere and firepot, stacked up a chimney and there I was, ignorant and untrained, but willing to develop muscles, eyes, memory and, hopefully, good mechanical judgement.

The log blacksmith shop came from an old farm near Springfield, OH. Newell Casey, a school teacher, and three high school students took this delapidated old house apart piece by piece, log by log, and hauled it here to where it now stands. The useable parts were the logs, a few beams and rafters. The large pile of boards, partitions and roofing were left on the farm for kindling. One day the crew's enthusiasm outran good judgement as they managed to turn the old Model C tractor over on its side during a pull on a hillside - no one was injured,

no one swore and no one got fired. The logs came home with us in three loads on a hay wagon behind a pickup truck. They were treated with wood preservative and carefully stacked on the foundation this wild crew had already made.

Bob Zeller and Larry Wood were a great help during the early days in the shop. Several nearby blacksmiths and would-be iron pounders heard about the Studebaker shop and came around asking questions and offering to help.

The interest grew with occasional informal get-togethers. In 1975, we decided to hold a blacksmithing conference. Our gang, having attended a few of the ABANA meetings, decided we too should hold a blacksmith round-up. Francis Whitaker was our first demonstrator. Other capable demonstrators were asked to attend, also some women who were taking blacksmithing courses in college.

At the first Quad-State Blacksmithing Round-Up, in April 1977, we did not pay the demonstrators since everyone donated their time and gladly shared their expertise. About 100 attended this event, which was held on the north side of our company welding shop. The first round-up was so successful, it was decided to have it annually. Each year we became more experienced. In 1988 our event was the largest one we have had.

My appreciation for SOFA, of course, translates into appreciation for the many men who are SOFA members and who come here each month to share this opportunity for learning and good fellowship. I appreciate the care they give to the buildings, the homestead grounds, and the equipment.

I appreciate the suggestions which are made; the excellent demonstrations our men put on. Maybe one of our lady members would demonstrate some day. Any volunteers? I appreciate the sharing of information, the ingenuity of the demonstrators, the generosity so very obvious, and especially the ability and dedication of our officers. I appreciate the gate which our members built and erected at the entrance to the homestead.

So many things have been done for me and for the chapter, as well as for the Studebaker Frontier Homestead, that it is my firm belief we, the chapter and I, have come out even. The chapter has more than paid its way!

HEAR YE! HEAR YE! HEAR YE!



Note to the smith who left a message on my answering machine - name was garbled. To keep the concrete from falling out of the quick forge top mentioned in the last newsletter, let it dry before turning the form over.

FOR SALE: 5 ton Perfex punch press on table - \$75; 1 hp reversible century single phase motor (big one) - \$75; 250 lb Murray trip hammer with two sow blocks and three sets of dies, EC - \$2,500; #3A Grant Beam hammer - used as an industrial rivet hammer - with 1 hp motor - \$350. Contact Mike Dosemagen, 9100 Wilmot Rd., Kenosha, WI 53142 - 414-694-3820.

FOR SALE: 2 Bradley trip hammers. Contact John Teslow, 506 W. Burlington, Fairfield, IA 52556 - H: 515-693-9991 or W: 515-472-7390.

JOB OPPORTUNITY: Herbert Hoover National Historical Site in West Branch, Iowa is looking for a summer blacksmith. Contact them at P.O. Box 607, West Branch, IA 52358 - 319-643-2541.

The Lincoln Stabilizer is a newsletter-type publication published by the Lincoln Electric Co. Lifetime subscription cost is \$2.00. Provide your name and address, how you primarily weld (e.g., production welder, pipefitter, farm use) and what welding process you use most (e.g., stick electrode, MIG, TIG). Payment should be made out to them. Address: 22801 St. Clair Ave., Cleveland, OH 44117 - 216-481-8100.

In response to naming the various parts of an anvil in a blacksmithing newsletter, Francis Whitaker noted that anyone who uses the table between the face plate and horn for cutting or chipping should be sentenced to a lifetime of repairing all the damaged anvils in the world. He noted once this table is chopped up, it becomes useless as the marks made on the backside of any material forged on it can ruin a piece of work. He noted, "The real purpose of this table is a transition from the flat face to the round horn. It is most useful on flared articles, also for forging the corners on square stock, as it minimizes the bending of the bar. I use the table a great deal in forging and it is polished smooth from use, but not a mark on it."

EMPLOYMENT OPPORTUNITY: Wilhelm and Kruse Co. is looking for a blacksmith. For further information call them at 412-271-1620 (Pittsburg-area).

If you know anything about Buffalo 14 punches (and the dies for them), please call Bob Selvaggio at 412-443-9375. He has one and wants to get it operational.

EMPLOYMENT OPPORTUNITY: Blacksmith for the pioneer village at Cedar Point Amusement Park from Memorial Day to Labor Day. Hourly wage based on level of skill. Lodging on ground available. For further information contact Robert Myer, Assistant Operations Manager at P.O. Box 5006, Sandusky, OH 44871-8006 - 419-626-0830, Ext: 2565.

For a copy of the name and addresses of ABANA Board members and the committees on which they serve, send a SASE with 25¢ postage.

The 1989 Indiana Blacksmithing Ass'n annual conference will be May 6-7 at the Tipton, IN Fair Grounds.

POSITION AVAILABLE: J & J Co., (ATTN: Louis Robertson, Personnel Director, 30 Oak St., Hampton, GA, 30228 - 404-946-4522 or 3519) need a blacksmith with at least two years experience, including use of a 2,000 lb Chambersburg Air Hammer. This is a full-time position, salary negotiable. Hampton is located about 50 miles SE of Atlanta.

We were saddened to learn of the death of Portia Whitaker, Francis's wife of many years. In her memory, a room has been set aside at the Rocky Mountain School, Carbondale, CO. The room will contain many of her handicrafts and some of Francis' best works. Expressions of sympathy may be sent to Francis at 1265 W. Bunny Ct., Aspen, CO 30236.

BEGINNING BLACKSMITHING OR DAMASCUS-PATTERN CLASSES. Contact Larry Wood, 513-233-6751. Classes are conducted at Larry's shop near Huber Heights, OH.

Carriage Hill's Blacksmith Shop needs weekend volunteers to demonstrate. Contact Dick Franklin at 233-4879. Located off Shull Road east of Rt. 201.

Classified ads for blacksmithing-related items in this newsletter are free. Send in your ad to buy, sell or swap.

If you are doing much forge work, you need to protect your eyes from the glare of the fire. Cataracts were a common problem among retired blacksmiths. Using gas-welders glasses work but are not terribly practical for extended use. Didymium lenses are a tinted len but greatly reduce glare from the fire and block ultra-violet rays. Prescription didymium lens glasses are available from The

Optical Shop, 6717 N.W. 11th Place, Gainesville, FL 32605 - 904-373-1933 for at \$45 for single vision and \$110 for bifocals. Clip-on didymium glasses have been available from Thomas Scientific Co., P.O. Box 33, Swedesboro, NJ 08085-0099 for \$31 plus \$2 S&H. However, the clip-ons do not fit frames over about 1 1/2" in height. Regular safety glasses with didymium lens are available from most safety supply companies.

The National Ornamental Metal Museum reported they have received two significant gifts of collections and a major bequest. Part of the knife collection of the late A. Blevins was donated to the museum along with funds to mount the entire collection for an exhibit in 1990. They received the lifetime collection of drawings of the late Otto Schmirler of Vienna. Schmirler's work has been the subject of a number of books, and he is internationally recognized as one of the leading designer-blacksmiths of the Twentieth Century. After cataloguing, the drawings will be available through the Museum library to smiths, architects and designers. The Museum also received a bequest of \$50,000 from the estate of Edna Blum. The Museum library was established in the memory of her husband, Julius, in 1983. If you are in the Memphis area, be sure to visit the Museum at 374 W. California Ave. Telephone is 901-774-6380.

A copy of the "Look What's Happening in Dayton" calendar is available for \$13.05 (postpaid) from the Miami Valley Arts Council, P.O. Box 95, Dayton, OH 45402. Features Miami Valley community events throughout 1989 and includes arts and cultural activities as well as listings for area festivals and county fairs.

During winter meetings Owen Vance graciously furnishes coffee at the meetings. His is far better than the recipe for "Stalwart Coffee" given to me at the December meeting: 1 gal water (reasonably clean), 1 lb coffee (any grind), 1 horseshoe (any size) and 1 castiron pot (2 gals). Put ingredients in pot and stir vigorously. Heat to boil and keep boiling until horseshoe floats. Strain through horseblanket and serve hot.

FOR SALE: 500 lb anvil. Contact Orvin Dussia, Toledo, OH - 419-865-4837.

FOR SALE: Hand-cranked rivet forge - \$35.00, top and bottom swages and tongs. Contact Ken Freeman, Dayton, OH - 513-298-6755.

Is your spouse tired of all those forge-welding splatter holes in your good t-shirts? Seconds or irregular T-shirts can be order by the dozen - \$11.95* or \$8.95* postpaid respectively - from Walt's Wholesale, P.O. Box 208, Darlington, SC 29532. State size wanted, one size per dozen. May have small holes sewed up. Another source of workclothes and gloves by the dozen is Sara Glove Co, P.O. Box 1940, Waterburg, CT 06722-1940 - catalog \$1. Farm-related supplies are available from Jeffers Vet Supply, P.O. Box 948, West Plains, MO 65775-0948 - 1-800-641-2836. Still another source of t-shirts by the dozen is Eisner Bros., 76 Orchard St., NY, NY 10002. *Adult **child

EMPLOYMENT OPPORTUNITY: Seeking skilled, production-oriented smiths for knife blade production. Rough forging on through grinding, hardening, tempering and polishing required. Leather sheath making capability also welcome. Contact Tom Girando, 1845 N. Orchard, Chicago, IL 60614 - 312-944-4307.

Whitewash brushes (which make nice fireplace brushes) are available at Gem City Hardware. Larry Gindlesperger said these are hard to find in this area.

The bi-ennial Southeastern Regional Blacksmithing Conference will be held in Madison, GA - May 19th & 20th. Contact Paul Armbruster at 404-255-9259 for more info.


Robert Maki's five hour tape on How to Engrave is now available for rental for ten days at \$75 - \$100 refundable deposit required. Contact the Maki School of Engraving, P.O. Box 947, Northbrook, IL 60065 - 312-724-8238.

If you are interested in demonstrating and selling your wares at the next Ohio State Fair in September, contact Tom Zeigler at 510 Ohio Ave., Troy, OH 45373. The basic equipment should be there already to where you just have to bring your own coal, tooling and stock.

FOR SALE: 45 Caliber flint rifle, custom Douglas barrel, handmade lock and trigger assembly, German silver inlays, powder horns and all misc. accessories - \$1,000. American wood burner stove with damper and thermostat control - \$200. Small pot belly stove - \$50. Contact Larry Wood at 233-6751.

SHOP TIPS AND TECHNIQUES: The following were, for the most part, paraphrased from other ABANA Chapter or affiliated group newsletters. While the information presented herein, and elsewhere in this newsletter, is believed to be accurate, neither SOFA or ABANA assume any responsibility for the accuracy, fitness, proper design, safety or safe use of any information, technique, material, tool design, use, etc. Use is solely at the user's own risk.

- **FORGE TOOL/STOCK RESTS:** Probably the most common is the one which hinges on either side of the front of the forge with a post to raise it to the height desired. One of the commercial forges has the holes for the rest in what I thought was the wrong direction. the holes are vertical! I later learned this style doesn't require a post to hold it up. It has two curves which go into the inch long vertical holes and binds up to hold it where needed. Another way I use on my steel forge is to drill two holes in the front and weld two pieces of pipe behind them. Then you form a rest to slide in and out of that. (By Randy McDaniel from the newsletter of the Mid-Atlantic Smiths Ass'n).



- **DE-FREEZING SLACK TUBS:** To keep your slack tub from freezing, pick up a farmers stock trough water heater at farm supply houses (about \$30). They float on the water and have a built-in thermostat which only turns on when it gets below 35°F. It's electric and you want the ones which the wire coming out the top. Also, unplug and remove it when quenching your iron or you could heat something else up! (By Randy McDaniel from the newsletter of the Mid-Atlantic Smiths Ass'n).

- **ESTIMATING MILD STEEL WEIGHTS:** A quick way to estimate the weight of mild steel is to use one cubic inch equals .2833 pounds (e.g., 4"x6"x18" equals 122.37 lbs). Results should be plus or minus about one percent. (Ken Scharabok)

- **RAILROAD SPIKE CANDLE STAND:** At craft fairs, railroad buffs like anything made from a railroad spike. This one also makes a nice conversation piece. Draw and flatten spike to size and shape desired, leaving head intact. Curve middle and end to pleasing curves. Attach cup and pan or disk by riveting or tapping and using a bolt. (Adapted from the newsletter of the Appalachian Area Chapter - ABANA).



- **CUTTING COMPOUNDS:** An old copy of Machine Tool Operation by Henry D. Burghardt recommended the following cutting compounds when drilling: 1. Unannealed steel - turpentine. 2. Carbon steel - lard oil or soluble oil cutting compound. 3. Soft steel or wrought iron - lard oil or soluble oil. 4. Malleable iron - soluble oil. 5. Brass - dry or lard oil and kerosene mixture. 6. Aluminum, copper and other soft alloys - kerosene. 7. Cast iron - dry, never any cutting compounds when drilling cast iron. (By David Keller).

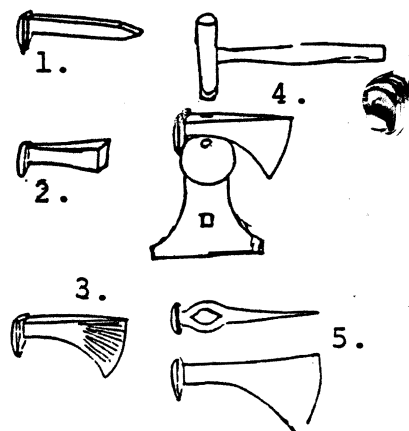
- **SAFETY TIP:** When forging around several people working on the same forge, carry hot stock in tongs in an upward position in front of you to prevent potential burns and loss of friendships. No one likes the touch of hot steel. (By Bud Rupe).

- **BROWNING FINISH SOLUTION:** Mix 6 ml. hydrochloric acid, 7 1/2 ml. nitric acid, 1 tsp. iron filings and 25 ml of distilled water. Mix acids into water. Add iron filings. Let solution sit until iron filings are dissolved. Thoroughly degrease metal. Apply solutions to metal at about 4 hour intervals, until desired color is obtained (usually 4-6 coats). Metal may be lightly rubbed with steel wool between applications. When metal reaches desired color, steel wool and apply linseed oil. Treat this solution with the usual respect given to nitric and hydrochloric acid. (From the newsletter of the Blacksmith Ass'n of Missouri).

- **"SCOTCH BRITE" DISCS:** A suggestion for polishing your tools. 3M Products makes "Scotch Brite" surface conditioning discs in at least four grits, which fit (velcro attached) on your air grinder or 4" or 7" electric grinders. You won't believe how well they work and once you've tried them, you'll probably find yourself polishing your anvil face and horn, a few hammers, and a host of other tools. The hardness of the steel matters very little to the "Scotch Brite" discs. (By Robb Gunter from the newsletter of the Southwest Artist-Blacksmiths' Ass'n).

- **BRASS IN-LAY TECHNIQUE:** Ernest Frederick uses the 'O' and 'I' from a lettering die set and punches in his pre-thought out design on the handle of say a spoon. The punching is done cold. Then, with the piece clamped in the vise, the underside is heated with a gas torch. Using flux, a brass brazing rod is then melted into the punched design. Excess brass is then ground away with the abrasion wheel and the piece finely polished. Result is beautiful. (By Skeeter Prather from the newsletter of the Florida Artist-Blacksmith Ass'n).

- **RAILROAD SPIKE TOMAHAWK:** The following simple steps yield a tomahawk from the standard railroad spike. The head of the spike is not altered so the original material is easily identifiable. Dimensions given are approximate. The biggest problem is holding the thing while performing the operations. 1. Start with a new or unworn spike 5/8" square by 6 1/2" long. 2. Upset spike on anvil to about 1" square and about 4 3/8" long, keep head cold. 3. Fair upset end with crosspeen. Periodically straighten back, smooth blade. 4. Slit eye - swell slit with drift. Straighten any deformities. 5. Grind profile, file smooth and sharpen. Harden (water quench) and temper to blue. (By Tom Moore from the newsletter of the Mid-Atlantic Smith's Ass'n). (I would recommend forming the eye after step #2 since it would be harder to swell the eye with the blade already formed. - ed).



- **SHOP SAFETY:** Be sure to check your tools before you use them. Are your hammer and forming tool handles firmly attached? Are all the heads of your chisels and punches ground back so they will not chip and fly off when struck? Are the wooden handles of your tools solid, not cracked or weak? We do a lot of work with hand-held tools, which will put them in close proximity to our bodies, faces and other people's faces. With this in mind, be sure you work safe so you can enjoy the hobby. (By Jr. Hobson from the newsletter of the Illinois Valley Blacksmith Ass'n).

- **POWER MITER SAW CUT-OFF TOOL:** If you have a power miter saw, you can purchase metal cut-off blades for it at most hardware and lumber stores. This works nicely as a cut-off saw for light weight angle iron or similar types of metal (if you don't try to hog too much, too fast). One thing to be careful of is the sparks flying out of the sawdust port of the saw because it melted a hole in the plastic elbow of my saw. I also broke a drive belt trying to hurry, other than that, it works real nice. It beats hacksaws by a long shot. (By Doug Heritage from the newsletter of the Illinois Valley Blacksmith Ass'n).



P.O. Box 1181, Nashville, Indiana 47448
Executive Secretary, Janelle Gilbert

Office Hours: 7:30-11:30am & 1:30-4:30pm
Phone: (812) 988-6919

TO: ABANA Chapters - Presidents, Editors
FROM: Dorothy Stiegler, ABANA President
DATE: November 1988

We just came away from the most successful ABANA Board meeting to date. The meeting was held at Emmert and Jane Studebaker's Homestead in Tipp City, Ohio - November 11, 12, 13. We welcomed ABANA's new board members:

Bill Callaway (re-elected)	- 627 votes
Ward Brinegar	- 611 votes
Robert Mark Smith	- 462 votes
Hubert "Ham" Hammond	- 453 votes
Randy Calhoun	- 385 votes

(Runner ups: Clayton Carr - 367, Jerry Grice - 315, Robert Fredell - 159)

We came in under budget for 1988. We filed the 1987 tax return on time with a receipt for every penny spent and earned. And . . . we are going to have a balanced budget in 1989 based solely on income from membership fees, earned interest, sales, and donations. We will not touch the Merrill Lynch account or the new account which will be set up for the net profit from the Sloss Conference. The Alabama Forge Council has not as yet released those funds to ABANA, but Conference Chairman Bill Manly was at the board meeting and gave us the good news that there will be approximately \$30,000 net profit after all expenses.

This is really great because we have never been able to run ABANA on a balanced budget before. The biennial conference was always a bail out situation until this year. I can assure you this has been a very difficult task -- but with our new accounting practices implemented this year and detailed checks & balances procedure, it should be a trend for the future. Balancing the budget in this way should give rise to getting future grants. This is something we haven't been able to do before because no one wants to lend money to an organization that can't take care of what it already has. We should be able to use the conference fund to support the biennial conference and hopefully never need to touch anything but interest on the Merrill Lynch Account. The balanced budget approved for 1989 and the bank account funds will be printed in the next issue of the Anvil's Ring for all of you to view.

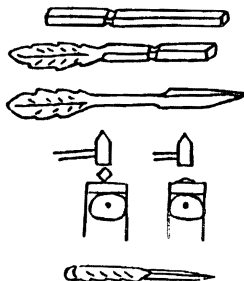
Our Executive Secretary, Janelle Gilbert, will be sending you an update on member and chapter benefits. Please check your files to see if you have an ABANA Chapter Charter. If you don't have one, let Janelle know. It would appear that we have a current listing, but you never can tell.

Thank you very much for your many letters and phone calls of support. They are really appreciated by all of us on the board.

Dorothy Stiegler

Dorothy Stiegler, ABANA President
DES/jrg

- LETTER OPENER: 1. Use 12" of 1/2" bar, notch it about 4" from one end. 2. Draw it down and form a leaf, your favorite style. Neck it down about 4" other end. 3. Draw down and make about a 3/8" round bar of center part. Square taper the other end. 4. Put square tapered end on anvil on corner and flatten into a triangular shape. You must hit it on the corner. 5. Fold leaf over the center part of the knife. Wrap leaf around to make comfortable handle. Curve tip of leaf close to the blade and make sure nothing is rough on the hands. Put on a wax finish. (From a demonstration by John Lane as reported in the newsletter of the Upper Mid-West Blacksmith Ass'n).



Application Area, Clayton Newletter

P.O. Box 1181, Nashville, Indiana 47448
Executive Secretary, Janelle Gilbert

Office Hours: 7:30-11:30am & 1:30-4:30pm
Phone: (812) 988-6919

PRESIDENT'S MESSAGE TO THE CHAPTERS JANUARY 1989

Another Year! 1988 has certainly brought a lot of changes to ABANA. We have successfully reduced the spending required to run this organization and we have succeeded in keeping the costs equal to the income. The net profit from the Sloss Conference remains untouched and the seed money has been returned to the Merrill Lynch account.

Hundreds of hours were spent this last year by Treasurer Bill Callaway and Accountant Ed Hirrold on the 1988, 1987 (January to June) ABANA books. The resultant end was a \$4500 penalty which we paid to the IRS. Ed and Bill are in the process of retrieving a portion of that amount. Ed Hirrold has also saved ABANA over \$700 in Indiana state taxes by finding that we were unduly assessed.

Working with our accountant over the last year has been a valuable lesson to the board which confirms the necessity to budget monies for accountant and lawyer expertise. We will actually save money in the long run because our costs for penalties, overpayments and other problems that have existed will be substantially reduced. The ABANA board has an important responsibility to provide the organization with outside professional help as a protective measure. The choosing of board members is crucial as the workload is extreme and often we find we are severely criticized for the way that things are run. However, in the end it is hoped that we will prove to be a successful team and that ABANA as an organization of its members and blacksmithing in general will flourish. We are proud to tell you that although a short time ago it appeared that America's organization of blacksmiths was going to fail, we can now look ahead to the possibility of a very bright future.

I'm excited to announce that Clayton Carr from Kennewick, Washington has been selected by the board to complete the term of past board member Jim Batson who resigned as of November 8, 1988. Clayton Carr was next in line by popular vote from the membership and the board approved the selection.

BECAUSE OF OUR SUCCESSFUL YEAR IN 1988, ABANA IS NOW IN A POSITION TO OFFER ABANA CHAPTERS THE OPPORTUNITY TO ORDER TWO ITEMS FOR LOCAL FUND-RAISING.

- | | |
|---|---------------------|
| 1) The Sears Roebuck Catalogue: | 1 box (50) FREE |
| Tools, Machinery, and Blacksmith Supplies | + UPS shipping cost |
| Retail Value - \$6.50 | |
| LIMITED NUMBER OF BOXES AVAILABLE - FIRST COME, FIRST SERVE | |
| 2) Cast Anvils (Conference '88 Souvenirs) | \$1.00 per anvil |
| Retail Value - \$5.00 | + UPS shipping cost |

Note: A C.O.D. charge of \$2.20 will apply if ordered without pre-payment. TO ORDER: Call or write the ABANA Office at above phone/address. All orders must be made by March 1, 1989.

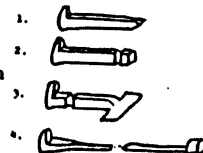
Enjoy a prosperous New Year!

DES/jrg

Dorothy Stiegler

Dorothy Stiegler
ABANA President

- RAILROAD SPIKE CANDLE HOLDER: 1. Start with a regular spike (with manufacturer's mark on head if possible). 2. Upset the end to about 1". With a spring fuller neck all four sides about 3/4" back. 3. Draw out the end section to make the cup for the candle, then neck all four sides with spring fuller about 1" from head of spike. 4. Using a powerhammer or a good strong striker, draw out the neck of the candle holder as far as you can keeping it uniform in size all the way - about 3/8" or 5/16". Make a ring out of the tab at the end to hold candle. Taper to an even neck near head. 5. Curve holder to your own good taste. Leave the head up - railroad buffs like to see the manufacturer's mark.



(10)

FOR SALE: 314 lb anvil, forge w/blower, tongs, 3 phase arc welder, 3 phase polishing lathe, Shopsmith with accessories, medium to light-duty powerhammer, postvise and rack stock. For more info. call 513-256-6494.

FREE FIREBRICKS - about 100, some insulated. Foot powered treadle hammer, can move in local area - \$200. Contact Ken Scharabok at 429-3967.

The 9th annual I.B.A. conference will be May 6th & 7th, 1989 at the Tipton, IN Fairgrounds. Contact Frank Hall at Rt. 1, Box 192, Lexington, IN 47138.

The PENLAND SCHOOL (Penland, NC 28765 - 704-765-2359) will sponsor an Expressive Design in Iron Symposium at Penland April 20-23. Panel will include Ton Joyce, Brent Kington, Robert Owings, Albert Paley, David Petersen and William Harsey.

In going through old SOFA files, I found a reference to the Society of Workers in Early Arts and Trades (SWEAT).

Larry Wood advises the book "Early American Wrought Iron" is now available for \$17.95 plus \$3.95 S&H from Publishers Central Bureau, 1 Champion Avenue, Avenel, NJ 07001. Catalog #27793X. This book is highly recommended by Larry and is hard to find. We will be taking a group order at the February meeting to save on S&H charges.

ABANA

Membership Application

Name: _____
Address: _____
City: _____ State: _____
Phone: () _____ Zip: _____
☐ New Member ☐ Renewing Member

How did you learn about ABANA?

Regular Member	\$35.00 yr
Family Membership (one Vote)	\$40.00 yr
Senior Citizen (age 65)	\$25.00 yr
Overseas Membership	\$45.00 yr
Contributory	\$100.00 yr
Library	\$25.00 yr

I hereby apply for membership in the Artist-Blacksmiths' Association of North America and enclose \$ _____ as my annual membership dues for one year.

MasterCard ☐ VISA ☐ Check/Money Order ☐
Card Number _____



(812) 988-6919
Nashville, IN 47448

It's Ring: 68.5% \$2.00
Ann. Office & Other: ABANA projects (non esc.): 31.5% \$11.00

SOFA SOUNDS is the bi-monthly newsletter of the Southern Ohio Forge and Anvil (SOFA) Chapter of the Artist-Blacksmith Ass'n of North America (ABANA). Non-copyrighted material may be reprinted as long as proper credit is given to the original source. Unless otherwise indicated, the material herein was provided by the Editor. Membership in SOFA is \$5.00 per year payable to S.O.F.A. in care of the Editor.

SOFA SOUNDS
c/o Ken Scharabok, Editor
P.O. Box 33399
Dayton, OH 45433-0399

NOTE: Your SOFA membership expires with the date on your label.

Dick Franklin
7158 Klyemore Dr.
Dayton, OH 45424

6/89

FIRST CLASS

