

SOFA Sounds

Vol.III Issue2

Published six times yearly by
Southern Ohio Forge & Anvil

Mar-Apr., 2004

SOFA

BOARD OF DIRECTORS

PRESIDENT

GARY WARD

(937) 320-1760

VICE PRESIDENT

QUAD STATE

COORDINATOR

FRANK WOOLLEY

(937) 368-2110

SECRETARY/TREASURER

HANS PEOT

(937) 845-9934

DIRECTORS

LARRY GINDLESPERGER

(937) 237-2200

KEN COLEMAN

(937) 256-2272

STEVE ROTH

(937) 836-8520

AL MINNEMAN

(937) 698-6027

BRIAN THOMPSON

(937) 878-7084

MARIANNE KETTLES

JEFF KOONZ

(937) 846-1620

DIRECTOR EMERITUS


LARRY WOOD

(937) 233-6751



Our March
2004 Demon-
strator was
Hans Peot,
who taught us
the fine art of
making
bracelets out
of stainless
steel

April Demon-
strator was
also Hans Pe-
ot. This
month he
made a
beautiful
candle hold-
er and
showed us
how to made
the tooling
for it.



Editor's Corner

Jeff Morrison, Contributing Editor, SOFA Sounds

My! How time flies! Here it is April already. The grass is growing, the birds are singing and so on and so forth.

It sure is nice to get outside and so some stuff. I hate being indoors all winter and I would have gone nuts without my monthly trips to Troy for our meetings. I always look forward to the meetings. I not only enjoy watching and reporting about the demonstrators but I also enjoy seeing everyone.

Since I don't bowl, golf, play baseball, surf the internet to any great degree, drink to excess, womanize or any of the other things some men my age tend to think about, blacksmithing and SOFA are all I have to entertain myself. I enjoy everyone's company and being able to talk about something we all enjoy.

I hope some of you will be going to the ABANA Conference this year. I believe this is the closest the Conference will be to us for

awhile so we should take advantage of it. Mike Bendele and Joe Bonifas are two of the featured demonstrators and will certainly pull out all of the stops and put on great demonstrations.

Steve Roth has submitted two entries in the poster contest and with Steve's talent, they are two of the best. You can vote for our favorite poster on ABANA's web site and I encourage all ABANA members to vote for one of Steve's posters. (First prize is a paid registration to the conference, and Steve really wants to go!)

The club is graciously sending me again this year and I will try to bring you as much of the action as possible. I should have my rolling tenement finished by then so I can stay close to the action. I thank the SOFA Board of Directors for providing the funds that allow me to go again this year. It is greatly appreciated.

The Sofa Organization

Southern Ohio Forge & Anvil (SOFA) is a non-profit organization dedicated to preserving, enhancing and protecting the art of Blacksmithing. We are a chapter of the Artists Blacksmiths Association of North America.

SOFA is governed by a seven member Board of Directors that meets once a month in conjunction with the monthly club meeting.

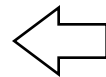
Unless otherwise noted, the monthly club meetings are held on the first Saturday of every month starting at 1:00 pm. The clubhouse is located near the North entrance of the Miami Co. Fairgrounds in Troy, Ohio.

Dues are \$10.00 per year and includes 6 issues of the SOFA Sounds newsletter and access to club forging facilities.

Members are encouraged to bring guests and anyone with an interest in the forging of metal and the tooling to make items out of steel will find our meetings most interesting. It must be understood by all that blacksmithing and the tools and methodologies involved with its practice can be dangerous and basic safety rules apply at all SOFA functions. Eye and ear protection must be worn when viewing or participating in blacksmithing.


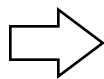
Any articles relating to metalworking past and present will be welcomed by the editor for publication in SOFA Sounds. Old clippings and pictures will be handled with utmost care and personally returned to the owner. Contact Jeff Morrison, Editor, SOFA Sounds, 17483 St. Rt. 161 W, Plain City, Oh 43064, (614) 873-1888, Jjmorrison5@cs.com.

March 2004
Hans Peot, New Carlisle, Ohio
Making a bracelet from stainless steel




Our March demonstrator was Hans Peot who showed us how to make a bracelet from a piece of 1/2 inch round 304 stainless steel. As usual, Hans demonstrated the use of specialized tooling he used for his creations. At left are some of the lettering and shapes stamps he makes and uses. He uses mostly S-7 for these tools

For his detail work, Hans uses a piece of hard and highly polished steel to work copper, silver and stainless steel so to not mar the surface or the backside of the piece being worked.




March Demo cont.

Hans starts with a piece of 1/2 round 304 stainless and flattens it to a piece that is about 1/2 x 3/16. He uses 304 because it is Austenitic or non-magnetic stainless which contains 18% chrome and 8-9% nickel. It softens when quenched and can be brightly polished.



After flattening the piece and straightening it up, Hans uses a heart shaped stamp to put a row of hearts across the bracelet. This is easily done on the easily worked 304. Hans explained that other stainless is called ferritic and is magnetic. It will harden in water and is less desirable for bracelets.

After stamping and getting into the final flat shape, Hans sands the face to remove slag and any imperfections on the face of the bracelet. He sands up to a 240 grit and then bends the ends around.



March Demo cont.



← Hans heats the piece up and bends the ends around. The vice grips he is using have had the jaws ground smooth to avoid marring the surface. The bend is made far enough to allow the bracelet to be held in place on the wrist as well as hold it in place

After bending and final shaping, Hans polishes the bracelet using a sisal buffing wheel and emery compound. Final polishing is done with stainless steel polish.



← The finished product! Once again Hans has done a great demonstration and shared his vast knowledge of smithing and tool making with us!


April Demonstration

Hans Peot, Candle Holder



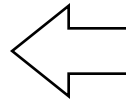

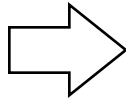
Hans started by demonstrating his method for banding the elements of his candle stand together. He uses a small piece of flat stock bend a right angles at the same width as the stock to be banded. The stock is then hammered down in back

Hans made this tool by machining a cone-shaped end on a piece of round stock. Hans always plans and builds whatever tooling he needs before tackling any project. After making a few pieces with a tool, he will remake or adjust it for maximum performance




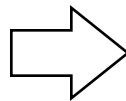
April Demo cont.

Using a long piece of schedule 40 black pipe, Hans heats up the end and hammers it down over the cone to flare the candle cup socket. Hans always stuffs a piece of cloth in the other end to keep heat from traveling to the end he hangs on to.



After flaring the end of the socket, Hans swages the socket down on a guillotine fuller. This piece must be kept hot while fullering to avoid cracking the end. The socket is then sawn off and flattened on the anvil and a small hole is drilled in the middle

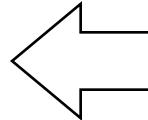
To form the drip cup that is mounted below the socket, Hans uses a piece of 10 guage sheet about 2 1/2 inches across. Using his "fluting" tool under the treadle hammer the drip cup is expertly rendered.



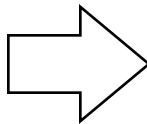
April demo cont.



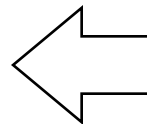
Here is two versions of Hans' "fluting" tools. The one on the left is machined and the one on the right is made from thick round stock with evenly-spaced bolts attached to "flute the sheet stock. Hans used the latter in his demo.



Hans then cleans up the socket and the drip cup. A small hole is also drilled in the center of the drip cup and a small hex-head bolt is used to attach the socket and cup to the arm of the stand



The finished product. Hans always comes up with an interesting demonstration. He is always a pleasure to watch and to listen to. Many thanks to Hans for demonstrating again this month.



New Works by our Members



*Nails Embedded in
a Cast Copper
Stand*

By

*Ken
Coleman*

*Copper Bowl
from Cast Copper
Wire*

By

*Ed
Rhoades*



New Works by our Members



*304 Stainless
Steel Bracelet*


By

*Hans
Peot*

*A Forged
Bracelet from
Steel*

By

*Brian
Thompson*



New Works by our Members

*Stock for a
Damascus Wed-
ding Band for
his daughter*

By

*Hans
Peot*



*A Hofi-Style
Hammer "for
the shop"*

By

*The Late
Gene
Boy*

ABANA President's Letter

ABANA Affiliate Liaison Letter April 2004

Hello! I hope that everyone is enjoying spring and looking forward to the upcoming ABANA Conference this summer in Richmond, Kentucky, July 7-11. It's going to be a great one with plenty of special features.

We have an Art Poster Contest where anyone can vote for their favorite poster before April 25, 2004. There are some very nice ones so have a look. The winning poster will be printed and for sale at the conference and may be made into a t-shirt as well. Check them out: <http://magichammer.freesevers.com/poster.htm>

ABANA will be awarding Certificates of Affiliation for all of the new affiliates. If your group doesn't already have one, or it has been lost, please contact LeeAnn Mitchell in the Central Office. That reminds me, I would like to welcome the **Artist Blacksmiths Association of Finland** and **Central Minnesota Blacksmiths** as our very newest affiliates.

The **2004 ABANA Conference Registration** can be found here: <http://www.abana.org/membership/conference/index.shtml>

Some of the Family Programs are already filled to capacity so make your plans early. http://www.abana.org/membership/conference/family_programs.shtml

We also have the **Affiliate Liaison Representative** E-mail list that I strongly encourage the Affiliate Representatives to join, <http://www.abana.org/affiliates/index.shtml>, as this list will become the basis for the Affiliate Liaison Program.

I have made an image map of the USA http://magichammer.freesevers.com/abana_image_map.htm. We will be adding the map to the ABANA home page soon. The traveling blacksmith can simply 'click' on any state or international affiliate name and be shown all of the contact information for the affiliate(s) in that state. I am also trying to add a local "must see" ironwork list to each affiliate page. An example is: http://magichammer.freesevers.com/New_Folder/WV.htm Please feel free to add a link to the image map on your group's web site.

There were over 160,000 power tool accidents in the USA last year that required medical attention. Take a few extra minutes to be safe!

Dave Mudge
Affiliate Liaison, Member Services Division,
Chairman Internet Committee
985.735.0049
davemudge@abana.org

Need it, Got it, Want it!
Find it here!

50# LITTLE GIANT POWER HAMMER	\$3,000.00
24" SPINNING LATHE WITH TOOLING	2,800.00
18" THROAT C-FRAME AIR RIVETER	900.00
30 TON HYDRAULIC PRESS	2,500.00
21" DRILL PRESS WITH POWER FEED #4 MT	850.00
24" OXY-FUEL SHAPE CUTTER	950.00
24" SHAPER, HYDRAULIC WITH VICE	750.00
PEDESTAL DRUM SANDER WITH 6" & 10" DRUMS	1,150.00
4" BELT GRINDER, 18" WHEEL, 15 HP	1,500.00
5 T KICK PRESS	400.00

CONTACT:
RUSS TRACY
(517) 451-8416

THE 2004 ABANA CONFERENCE AT EASTERN KENTUCKY UNIVERSITY ON JULY 7-11, 2004 WILL FEATURE TWO BLACK-SMITHS WHO ARE VERY FAMILIAR TO SOFA MEMBERS, ***JOSEPH BONIFAS AND MICHAEL BENDELE'*** ARE TWO OF THE MANY CELEBRATED ARTISTS DEMONSTRATING THIS YEAR.

INFO IS AVAILABLE AT ABANA.ORG

THIS WILL BE THE CLOSEST ABANA CONFERENCE FOR AWHILE AND I'D GO IF I WERE YOU!

Need it, Got it, Want it!
Find it here!

Inline (Rollerblade) treadle hammer for sale \$1,200.00
Loaded at my shop in Murphy
Treadle Hammer Plans for sale Inline plans \$9.00 includes postage
Beverly Shear blades sharpened \$35.00. Bring the blades to the
Folk School (J.C. Campbell) or ship the blades to me.

Clay Spencer
934 Partridge Lane
Murphy, NC 28906 (828) 837-0708

For Sale:
Shop made tools for the beginning black-
smith. Internet (ebay) sales only. Seller:
scharabo. Contact scharabo@bellsouth.net
If you want to see the types of tools and
prices just do an ebay search on seller
Scharabo. Ask for a count of 100.
Ken Scharabok, Waverly, TN

**See note below*

SOFA MEMBERSHIP APPLICATION

NAME_____

STREET_____

CITY_____ STATE_____ ZIP_____

PHONE(_____)_____ E-MAIL_____

ANNUAL DUES ARE \$10.00 PER YEAR

MAKE CHECKS PAYABLE TO SOFA AND SEND TO:

HANS G. PEOT
6425 SCARFF ROAD
NEW CARLISLE, OH 45344

It was decided at the July, 2003 meeting that all dues will be payable in September regardless of when your membership is normally due. This is an effort to ease the burden on the book keeping. Some people will get an extra few months of membership, some will not. Most of our memberships have been gotten at Quad State and it was the easiest month to standardize dues payment. Please see any Board Member for additional information.

THOSE INTERESTED IN MEMBERSHIP IN

ABANA

MAY WRITE OR CALL:

LeAnn Mitchell, Executive Secretary
P.O. Box 816
Farmington, GA 30638

(706) 310-1030
(706) 769-7147 FAX

abana@abana.org

*ON THE WEB AT
WWW.SOFAOUNDS.*

P.O. Box 24308
Huber Heights, Oh 45424-0308

NON-PROFIT ORG.
U.S. POSTAGE
PAID
DAYTON, OHIO
PERMIT #966



Creative & Friendly

SOFA CLASSIFIED ADS

For Sale:

Spoon molds, small cone mandrels, benders, old tools and other stuff. Contact Bob Cruikshank at (937) 323-1300 for details.

Bob Cruikshank is now handling the SOFA firepots . He has two sizes of oblong pots and a small round firepot perfect for a portable forge. For prices and availability, please Bob at (937) 323-1300. These are the good ones!

Bob also has a 40-ton Metal Pro iron-worker with lots of tooling and punches. Asking price is \$2,500.00

There is plenty of space in this newsletter for more articles and for sale items.

Just get me a copy of what you have and a black and white picture if you have it and we will get it in here.