

May, 2005

Vol.IV Issue 3

Published six times
yearly by Southern
Ohio Forge & Anvil



SOFA

BOARD OF DIRECTORS

PRESIDENT

GARY WARD

(937) 676-2082

VICE PRESIDENT

QUAD STATE

COORDINATOR

FRANK WOOLLEY

(937) 368-2110

SECRETARY/TREASURER

KEN COLEMAN

(937) 256-2272

DIRECTORS

BOB CRUIKSHANK

(937) 323-1300

HANS PEOT

(937) 845-9934

STEVE ROTH

(937) 836-8520

AL MINNEMAN

(937) 698-6027

BRIAN THOMPSON

(937) 878-7084

MARIANNE KETTLES

DARRYL PAINTER

RANDY BROWN


DIRECTOR EMERITUS

LARRY WOOD

(937) 233-6751

April Showers Bring Cattails

Our April, 2005 Monthly Meeting Demonstrator was Brian Thompson, who demonstrated how to make a Cattail out of 3/4" steel tubing and a piece of 3/8" round steel rod




Editor's Corner

Jeff Morrison, Contributing Editor, SOFA Sounds

I informed President Gary Ward that I will no longer Edit the Newsletter as of June 1, 2005. Yeah, I know you've heard that before but this time I mean it. Try as I may, I cannot bring this publication up to the standard I believe the members deserve. I don't have the expertise, the equipment, or the time to do any better. For a club this size (ABANA's largest affiliate by far) we really need someone who is closer to the action and has the time and equipment and talent to give you what you deserve. End of discussion.

The Board elections were held at the April meeting, with Ken Coleman relinquishing his seat to take over as Secy.-Treasurer and the addition of Hans Peot, Randy Brown and Darryl Painter to the Board. Bob Cruikshank was elected to serve a full term as well.



I hope everyone had a good time at the NOB Hammer-In the last weekend. I was going to go but I never received the free registration I was told I would get nor did I get any information of any kind about it. My assistant at work is out with a back injury so it probably was for the best anyway.

I still think SOFA is the best thing going. I enjoy the monthly meetings as much as I ever did and Quad-State means as much to me as any social function I attend. I encourage the membership to ask questions of the Board and to give them their input as to programs, workshops, etc. The club does

not belong to any one person, it belongs to us all. It has been a privilege to serve the club and its membership. Thank you.

The Sofa Organization

Southern Ohio Forge & Anvil (SOFA) is a non-profit organization dedicated to preserving, enhancing and protecting the art of Blacksmithing. We are a chapter of the Artists Blacksmiths Association of North America.

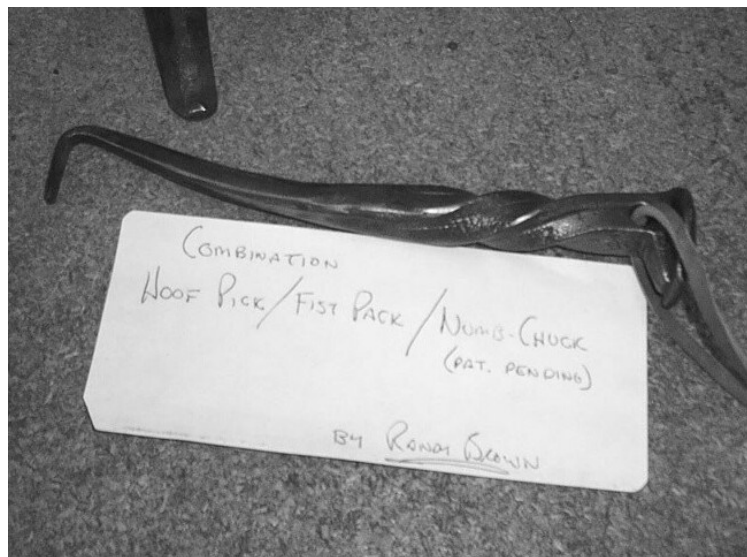
SOFA is governed by a seven member Board of Directors that meets once a month in conjunction with the monthly club meeting.

Unless otherwise noted, the monthly club meetings are held on the first Saturday of every month starting at 1:00 pm. The clubhouse is located near the North entrance of the Miami Co. Fairgrounds in Troy, Ohio.

Dues are \$10.00 per year and includes 6 issues of the SOFA Sounds newsletter and access to club forging facilities.

Members are encouraged to bring guests and anyone with an interest in the forging of metal and the tooling to make items out of steel will find our meetings most interesting. It must be understood by all that blacksmithing and the tools and methodologies involved with its practice can be dangerous and basic safety rules apply at all SOFA functions. Eye and ear protection must be worn when viewing or participating in blacksmithing.

New Works by our Members



Hoof Pick


By

Randy Brown

Damascus Knife

By

Ed Rhoades



*Gun Display
Stand*

By

Jack Miller



New Works by our Members

Copper and Iron Table

By

Dale Bastin



Fireplace Toaster

By


Randy Brown

Brian Thompson - Cattails

For his demonstration, Brian Thompson turned a piece of 3/4" steel tubing into a cattail.




Pictures and story by Jeff Morrison



These two photos show the finished "barrel" of the cattail. The tubing is swaged on both ends to narrow it down while leaving a hole through it to pass a piece of tapered 3/8" rod to pass to serve as the stem.

The first step is to swage both ends of the 3/4" tubing to form the barrel of the cattail. Brian uses a guillotine style swage to get the desired effect. He holds the tubing with tongs as the tubing gets hot on both ends in a hurry.




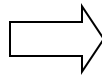
Brian Thompson cont.....



This photo shows the first end that was swaged. After swaging both ends, the barrel was cut from the rest of the tubing using a hack saw. The hole in one end of the barrel is slightly larger than the other allowing the tapered stem to fit easily.



The 3/8" round rod is tapered to use for the stem. Brian went back about 4" and started the taper

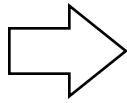


To ad realism to the stem, it was textured using a swage that was textured.



Brian Thompson cont.....

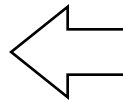
This photo shows the barrel and stem combined. Brian then heated the piece and thoroughly wire brushed it to clean it up.



Pictures and story by Jeff Morrison



The other end of the stem was curled around with a decorative end so the cattail can be a free-standing sculpture. Thanks to Brian for a great demonstration.



Smithing on the Web, Doug Randall

Jeff feel free to change/rewrite this any way you want. I am not that great a writer - thank God for spellchecker!

*Thanks
Doug Randall*

Blacksmithing on the Web

From time to time I have surfed the web at work, here are some of the best websites that I have found. Some of these sites have a lot to explore in them so take the time to look around. One of the best is WWW.ANVILFIRE.COM it has 3 chat rooms and a power hammer page. I recommend you check out "iforge" it has 165 demo's in it with a lot of pictures for those of us that do not like to read. I found a good write up of last years quad state in anvil fire news under "power hammer school/sofa" Another web site is www.iforgeiron.com it has tools, tricks, stories and a "you might be a blacksmith if" list that is too funny.

For you knife makers, go to www.dfoggknives.com then select "cup of coffee" it has many links to other knife making/sword making web sites. Check out "Japanese sword making process gallery of images" if you want to learn how the Japanese make swords. If you want to know how to cast metal go to "backyard metal casting" and "frugal machinist" look at his "project page" it will impress you. If anybody knows of any other good web site please share them with me and others, it will give us something to do at work.



Artist-Blacksmith's Association of North America, Inc.
PO Box 816
Farmington, GA 30638 USA
706-310-1030 tel € 706-769-7147 fax
abana@abana.org € www.abana.org

President's Letter

March, 2005

Well, the weather is warming, and renewed interest springs forth for many of us to explore a new skill or idea in our pursuit of excellence in the art of blacksmithing.

The craft school brochures and workshop opportunities seem a little brighter as you read them. You get to thinking of a visit to other shops to gain new ideas or of working with a 'master' in a technique you want to learn more of. Reading published articles and opportunities to attend demonstrations occupy more of your attention?

GREAT! One of ABANA's goals is to foster that enthusiasm!

After a patient and a diligent effort of a dedicated group of members, the "ABANA EDUCATIONAL ENDOWMENT TRUST" is becoming a formal reality, even as this goes to press. Combining the old "National Endowment Trust", the "ABANA Scholarship Account" and a contribution of general funds into the new educational trust will provide initial funding. Income from the TRUST will provide annual scholarship and grant funds for the committee to award to members. In your committee's words:

"First, I'd like to explain the purpose of the scholarship program as I see it. As is the case with all of ABANA's activities, our mission through the awarding of scholarships is to promote the craft of blacksmithing. This happens in at least three possible ways: first, a member who receives a scholarship gets financial assistance as they pursue some aspect of blacksmithing. This most often comes in the form of taking a class or workshop, but it might extend to assistance needed to travel in order to study or document a rare technique, or a style of work unique to a specific geographic area, or a specific time period. That is the easy part, and generally, it primarily benefits an individual member. Secondly, and more to the benefit of the general membership, [it is your money we award] each scholarship recipient incurs a debt to ABANA. How a scholarship recipient repays that debt to the membership depends on the individual project, amount of support, level of skill, and location of the recipient. All scholarship recipients are expected to share what they have learned with the membership, whether through articles, tips or techniques in the Hammer's Blow or The Anvil's Ring, or through demonstrations or presentations to an affiliate of ABANA. Some recipients also may be expected to publish in affiliate newsletters, outside publications, give public demonstrations, exhibit work to the public, and promote ABANA in their travels.

The third way that ABANA members can benefit from the scholarships we award is by

attending a workshop or demonstration supported by an ABANA scholarship. Many scholarship recipients give demonstrations, and we offer a scholarship to affiliates in order to help them offset the costs of bringing in visiting smiths from outside their area. In any case, get to those demonstrations when you can. It is one way for many members to benefit from a single scholarship."

Initial funding of the educational trust was explained above. The trust will continue to add to its principle with income from "Iron-In-The-Hat" proceeds.

It is also set up to receive tax deductible donations to its principle [the more it grows, the more income derived to invest in educational pursuits!!]. The trustees, Dorothy Stiegler, Bill Callaway, Doug Learn, "chief promoter" Will Hightower or the Central Office will be glad to furnish additional information.

NUFF SAID!

Scholarship applications and deadlines are available on-line at: <http://abana.org/resources/education/index.shtml>, or through the Central Office.

The committee chair is Chris Winterstein, board member, alumni of the Metal Museum program, instructor and demonstrator, coordinator of the iron and wood studios at the Penland School of Crafts, gallery exhibitor, and operates a shop accepting private commission work. [He and his committee have the background to give your application the full consideration it deserves!!]

Tips on Applying for an ABANA Scholarship:

- First, read the instructions! In order to apply for a scholarship, you must have been a member in good standing for at least six months (one full year for applications requesting over \$1000.)
- Only completed applications will be considered.
- ABANA does not award funds for college tuition assistance.
- It is expected that in undertaking a course of study, an applicant have an instructor or program in mind. We do not grant funding to provide "time for developing work."
- An affiliate, rather than an individual, must apply for funding to support a workshop or demonstration.
- The more you want, the more we want! It is our job to insure the best value to the membership through the awarding of scholarships. A thorough, well-prepared application including documentation of costs and financial needs, and outlining benefits to the individual as well as the general membership is expected. The level of detail should match the level of support requested. That is, if you want \$1500, we expect more than if you are asking for \$200. Finally, due to limited funding, your chances are better of getting a smaller amount of money than a larger one. It is just a fact."

Whether you seek scholarship funding, have a chance to attend a demonstration or read an article from a recipient, or become a contributor to the Educational Trust, I hope the fire of smithing continues to burn a little brighter in your mind.

Call Bob @ (937) 323-1300

Need it, Got it, Want it!
Find it here!

TOM CLARK'S

Ozark School of Blacksmithing, Inc.

Tom Tongs are here!

22 different designs, 138 different sizes.

Ozark Pattern Anvil 265 lbs.

**\$1500. \$2000 with stand, tool tray,
bending fork and hardy.**

The Balanced Hand Hammer

**\$100. Weights ranging from 1.5-3 lbs.
100% hand-forged quality**

Heavy-duty 6" post vise.

\$250. \$400 w/heavy-duty stand and work plate.

SSM-50

110-lb. Pneumatic Forging Hammer

\$7995 complete with base,

combination drawing and at dies.

This hammer has unbeatable control!

Ozark School of Blacksmithing, Inc.

HC 87 - Box 5780 • Potosi, Missouri 63664

Phone: 573/438-4725 • Fax: 573/438-8483 • E-mail: ozarksch@therural.net



TOOLS, EQUIPMENT & BOOKS *for the*

Blacksmith Horseshoer

Knifemaker Machinist

Gunsmith Veterinarian

centaur forge, ltd.

BLACKSMITHS & HORSESHOERS SUPPLIES

SINCE 1960

P.O. Box 340-A, 117 N. Spring St., Burlington, WI 53105

PHONE 1-414-763-9175

FAX 1-414-763-8350

**Call or write
for our full
CATALOG!**

*Need it, Got it, Want it!
Find it here!*

ITEMS WANTED!

***ALL ITEMS MUST BE IN OPERATIONAL CONDITION AND HAVE ALL ITS
PARTS, PRICE IS TO INCLUDE DELIVERY AND OFFLOADING TO MY
RESIDENCE***

***A BIG TIRE BENDER SUCH AS A CHAMPION ON AN IRON FRAME
WITH IRON WHEELS***

AN EDWARDS #5 SHEAR IN EXCELLENT CONDITION ONLY

A GREENERD #4 ARBOR PRESS

CONTACT:

***BOB CAIRO
321 PATTERSON ROAD
DAYTON, OHIO 45419***

PHOTOS OF EQUIPMENT WOULD BE HELPFUL!

Bob Cairo would also like to purchase a treadle hammer like the ones we have assembled at our workshops. If anyone has one or would like to build him one, please contact Bob at the above address. He is also looking for a few scrolling irons.

He also noted that while attending Quad State this year he observed several people demonstrating without the benefit of eye protection. He just wanted to let us know. Safety is everyone's business! Thanks Bob!

*Need it, Got it, Want it!
Find it here!*

www.kayneandson.com

Worlds Finest Blacksmithing
Tools and Equipment
Best Prices
Sold By Experienced Blacksmiths

Fly Press



**Peddinghaus
2 Horn Anvils**




**Forgemaster
Gas Forges**



OFF CENTER TOOL CO.

**Kayne and Son
Custom Hardware, Inc.**
100 Daniel Ridge Rd - Dept AR
Candler NC 28715
(828) 667-8868 or 665-1988
fax (828) 665-8303

MADE IN THE U.S.A.

cast 8640 anvils

GLADIATOR 450 LBS.

CENTURION 260 LBS.

for information call:



Russell Jaqua's

NIMBA FORGE



TEL/FAX 360 ♦ 385 ♦ 7258

353 Glen Cove Road ♦ Port Townsend ♦ Washington 98368

For Sale:

*Shop made tools for the beginning blacksmith. In-
ternet (ebay) sales only. Seller: scharabo.*

Contact

scharabo@aol.com

*If you want to see the types of tools and prices
just do an ebay search on seller Scharabo. Ask for
a count of 100.*

Ken Scharabok, Waverly, TN

**See note below*

SOFA MEMBERSHIP APPLICATION

NAME_____

STREET_____

CITY_____ STATE_____ ZIP_____

PHONE(____) _____ E-MAIL_____

ANNUAL DUES ARE \$10.00 PER YEAR

MAKE CHECKS PAYABLE TO SOFA AND SEND TO:

SOFA
P.O. Box 24308
Huber Heights, OH 45424-0308

It was decided at the July, 2003 meeting that all dues will be payable in October regardless of when your membership is normally due. This is an effort to ease the burden on the book keeping. Some people will get an extra few months of membership, some will not. Most of our memberships have been gotten at Quad State and it was the easiest month to standardize dues payment. Please see any Board Member for additional information.

THOSE INTERESTED IN MEMBERSHIP IN

ABANA

MAY WRITE OR CALL:

LeAnn Mitchell, Executive Secretary

P.O. Box 816

Farmington, GA 30638

(706) 310-1030

(706) 769-7147 FAX

abana@abana.org

*ON THE WEB AT
WWW.
SOFABLACKSMITHS.ORG*

P.O. Box 24308
Huber Heights, Oh 45424-0308



Creative & Friendly

NON-PROFIT ORG.
U.S. POSTAGE
PAID
DAYTON, OHIO
PERMIT #966

SOFA CLASSIFIED ADS

For Sale:

Spoon molds, small cone mandrels, benders, old tools and other stuff. Contact Bob Cruikshank at (937) 323-1300 for details.

Bob Cruikshank is now handling the SOFA firepots . He has two sizes of oblong pots and a small round firepot perfect for a portable forge. For prices and availability, please Bob at (937) 323-1300. These are the good ones!

Bob also has a 40-ton Metal Pro iron-worker with lots of tooling and punches. Asking price is \$2,500.00

There is plenty of space in this newsletter for more articles and for sale items.