

Summer 2006

*Published six times
yearly by Southern
Ohio Forge & Anvil*

BOARD OF DIRECTORS

PRESIDENT

GARY WARD

(937) 676-2082

VICE PRESIDENT

QUAD STATE

COORDINATOR

FRANK WOOLLEY

(937) 368-2110

SECRETARY/TREASURER

KEN COLEMAN

(937) 256-2272

DIRECTORS

BOB CRUIKSHANK

(937) 323-1300

HANS PEOT

(937) 845-9934

STEVE ROTH

(937) 836-8520

AL MINNEMAN

(937) 698-6027

BRIAN THOMPSON

(937) 878-7084

MARIANNE KETTLES

DARRYL PAINTER

RANDY BROWN

DIRECTOR EMERITUS

LARRY WOOD

(937) 233-6751

MEMBERSHIP

TIM GARNER



NOB Hammer-In & More

Steve Roth, Ken Coleman, Charlie Staley, Tom Zeigler and Jeff Morrison attended the NOB Hammer-In at Auglaize Village in May of this year. We had a great time !



Editor's Corner


Jeff Morrison, Editor, SOFA Sounds

I am certainly glad to be back as Editor of this publication. I like to write and I hope my writings meet with your approval. Please, if you have anything related to metalcrafts that you would like to see in this newsletter, please let me know. I will try to get as much in here as you send me. The more pages the better.

We all had a great time at the NOB Hammer In at Auglaize Village in May. It was a bit chilly but no rain. I spent most of my time watching Bob Patrick perform his almost magical forge welding skills. Clay Spencer was also demonstrating there and had one of his new home made mechanical power hammers. I think he has invented several types of forg-

ing hammers and continues to be a guiding force in this profession. A very nice and soft spoken gentleman as well.

I took several pictures of the blacksmith shop at the Village and I am going to build one similar to it on my property. I tore down an old building in Newark and salvaged the lumber and tin and it should be enough to build it. There was some old tongue and groove lumber stacked inside I hope to make a set of bellows to go with the brick forge I plan to build in the shop. My first project will be to make a knife for a special person I



work with.

The Sofa Organization

Southern Ohio Forge & Anvil (SOFA) is a non-profit organization dedicated to preserving, enhancing and protecting the art of Blacksmithing. We are a chapter of the Artists Blacksmiths Association of North America.

SOFA is governed by a seven member Board of Directors that meets once a month in conjunction with the monthly club meeting.

Unless otherwise noted, the monthly club meetings are held on the first Saturday of every month starting at 1:00 pm. The clubhouse is located near the North entrance of the Miami Co. Fairgrounds in Troy, Ohio.

Dues are \$10.00 per year and includes 6 issues of the SOFA Sounds newsletter and access to club

forging facilities.

Members are encouraged to bring guests and anyone with an interest in the forging of metal and the tooling to make items out of steel will find our meetings most interesting. It must be understood by all that blacksmithing and the tools and methodologies involved with its practice can be dangerous and basic safety rules apply at all SOFA functions. Eye and ear protection must be worn when viewing or participating in blacksmithing.

Articles of interest may be sent to Jeff Morrison, 17483 St Rt 161, Plain City, OH 43064. (614) 873-1888, Jeff43064@peoplepc.com. All photos will be returned to the sender if requested. You can also bring them to the monthly meetings!

New Works by our Members



Wall Sconce


By

Randy Brown

Knives

By

Loren Roper



*Horse shoe
Door Knocker*

New Works by our Members

Tomahawks

By

Butch Sheely



*Door
Latch*

*American Bladesmith Society
Meeting Hosted by SOFA*


March Demonstration

Pictures and story by Marrienne Kettles

March Demonstration cont.....

April Demonstration


Loren Roper, Knives from Chain Saw Chain



Loren Roper specializes in making knives out of chain saw chains. He started out by showing us some of the knives he has made and explained how to bundle them up and welding them together for forge welding.


He uses two chains for each billet he makes. He wads them up together and uses an electric welder to hold them together. He also welds on a piece of 3/8" round stock for a handle.

The first several heats are used to tighten up the bundle of chain so that it can be more easily welded into a billet. This is done very carefully so as not to break the bundle. He is also careful about heating the bundle so that the thin areas of the chain will not be burnt off.




Loren Roper demo, Cont.....

After tightening the bundle it is forge welded and drawn out to a billet of about 1 1/2" x 5". The billet is then cut almost in two, folded over and welded again. The billet is then drawn out to the billet size desired for the knife to be made.



Here is the billet that Loren made for his demonstration. This can be drawn out long and thin for a butcher knife or short and wide for a skinner. The different alloys used in making the chain saw chains make for an interesting pattern when the knife blade is finished. Great demo. Loren!

Bob Patrick, 2006 NOB Hammer-In




Everyone that has seen Bob Patrick work are amazed at his forge welding ability. Even at an unfamiliar forge powered by bellows, he demonstrated an uncanny ability to create a trivet that had six elements forge welded at one time. Even when he couldn't find the right tongs to hold the elements, he held them with a small set of tongs and nailed the weld the first time.

The photo at right shows Bob forge welding the six scrolled elements together for the trivet. The elements were made from six pieces of 1/2" x 1/4" flat stock about 8" long. Using the elements, he demonstrated a penny foot end, loose scroll and a tight scroll.

Bob is also very good at teaching while he works. He is very meticulous about explaining how things are made and any history involved with the material or processes.



Bob Patrick, cont.....



Bob holds up the forge welded elements for his trivet. After tapering the forge welded end, he welded another element to each side of the bundle to make sides that also formed the other two feet of the trivet along with another element welded to the top of those. Four forge welds involving 9 separate pieces of metal!

Here is the trivet before it was cleaned up and placed in the exhibit area. It was a real treat just to watch Bob work.

Many years ago, I was Bob's helper at my first Quad State at Emmert's. That was 20 years ago and even then he demonstrated very difficult welding techniques and made them look like child's play. Fantastic!



Quad State 2006 is Set

More pictures from the NOB Hammer-In



The forge at the Auglaize Village Blacksmith Shop. It is brick with a brick chimney and cast iron firepot

This little shop was well stocked with tools and material.



**Call or write
for our full
CATALOG!**

Need it, Got it, Want it!
Find it here!

TOM CLARK'S

Ozark School of Blacksmithing, Inc.

Tom Tongs are here!

22 different designs, 138 different sizes.

Ozark Pattern Anvil 265 lbs.

**\$1500. \$2000 with stand, tool tray,
bending fork and hardy.**

The Balanced Hand Hammer

**\$100. Weights ranging from 1.5-3 lbs.
100% hand-forged quality**

Heavy-duty 6" post vise.

\$250. \$400 w/heavy-duty stand and work plate.

SSM-50

110-lb. Pneumatic Forging Hammer

\$7995 complete with base,

combination drawing and at dies.

This hammer has unbeatable control!

Ozark School of Blacksmithing, Inc.

HC 87 - Box 5780 • Potosi, Missouri 63664

Phone: 573/438-4725 • Fax: 573/438-8483 • E-mail: ozarksch@therural.net

ADVERTISING!!!!

ALL SOFA MEMBERS CAN ADVERTISE FOR
FREE IN THIS NEWSLETTER.

Send your ad to the editor and he will put your ad in here and leave it in for as long as you want and the best thing is, ***IT IS FREE !!!***

**See note below*

SOFA MEMBERSHIP APPLICATION

NAME _____

STREET _____

CITY _____ STATE _____ ZIP _____

PHONE(____) _____ E-MAIL _____

ANNUAL DUES ARE \$10.00 PER YEAR

MAKE CHECKS PAYABLE TO SOFA AND SEND TO:

SOFA
P.O. Box 24308
Huber Heights, OH 45424-0308

It was decided at the July, 2003 meeting that all dues will be payable in October regardless of when your membership is normally due. This is an effort to ease the burden on the book keeping. Some people will get an extra few months of membership, some will not. Most of our memberships have been gotten at Quad State and it was the easiest month to standardize dues payment. Please see any Board Member for additional information.

THOSE INTERESTED IN MEMBERSHIP IN

ABANA

MAY WRITE OR CALL:

LeAnn Mitchell, Executive Secretary

P.O. Box 816

Farmington, GA 30638

(706) 310-1030

(706) 769-7147 FAX

abana@abana.org

*ON THE WEB AT
WWW.
SOFABLACKSMITHS.ORG*

NON-PROFIT ORG.
U.S. POSTAGE
PAID
DAYTON, OHIO
PERMIT #966

P.O. Box 24308
Huber Heights, Oh 45424-0308



Creative & Friendly

SOFA CLASSIFIED ADS

www.kayneandson.com

Worlds Finest Blacksmithing
Tools and Equipment
Best Prices
Sold By Experienced Blacksmiths

Fly Press



Peddinghaus
2 Horn Anvils



Forgemaster
Gas Forges



OFF CENTER TOOL CO.



Kayne and Son
Custom Hardware, Inc.
100 Daniel Ridge Rd - Dept AR
Candler NC 28715
(828) 667-8868 or 665-1988
fax (828) 665-8303



*For Sale:
Shop made tools for the begin-
ning blacksmith. Internet (ebay)
sales only. Seller: scharabo.*

Contact

scharabo@aol.com

*If you want to see the types of
tools and prices just do an ebay
search on seller Scharabo. Ask
for a count of 100.*

Ken Scharabok, Waverly, TN